


ELEPHANT + CASTLE

TOWN CENTRE

Name: _____



Activity Book



Welcome to your Elephant & Castle Town Centre activity book!

Dear Parent / Guardian,

The Elephant & Castle Town Centre Team is delighted to provide your child with this free activity book. Inside there are lots of fun things to do which we hope will help to support your child's education at school, and which we have developed with education specialists to ensure they support the curriculum your child is working within.

The activities and games will allow your child to learn more about the history of Elephant & Castle, as well as future plans.



We do hope your child enjoys this activity book! If you have any questions about the book, or the Elephant & Castle Town Centre please don't hesitate to get in contact with the team on – info@elephantandcastletowncentre.co.uk. You can also visit our website www.elephantandcastletowncentre.co.uk for more information.

Many thanks,

Diana Barranco

Community Director
Elephant & Castle Town Centre Team

Elephant & Castle Timeline

A timeline of my area. The events below are jumbled up. Write in the missing years into the timeline in order. Then draw a line to plot the missing events from your area's history onto the timeline.

In 1965 a new shopping centre opened in Elephant & Castle and it was the first covered shopping mall in Europe. A statue of an elephant with a castle on its back, was unveiled at the launch.

Around 1900, an invention of 'moving pictures' was becoming popular and the Elephant & Castle Theatre changed into a cinema.

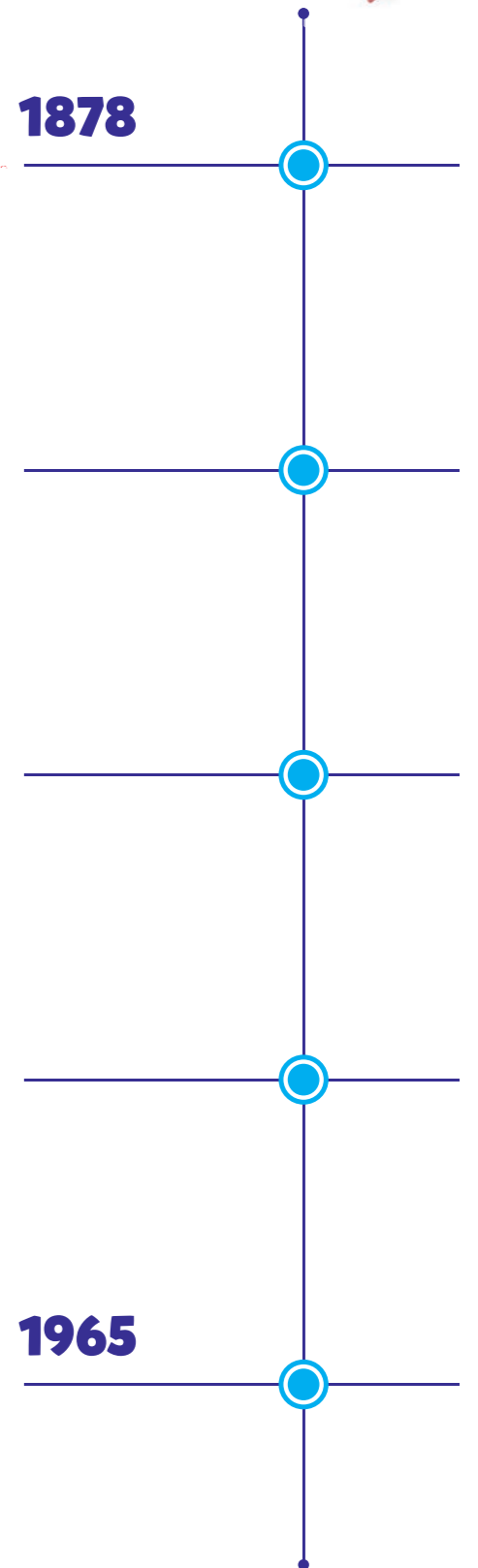
In 1878 the Theatre Royal in London burnt down.

Between 1900 and 1939, Elephant & Castle became a thriving shopping area and was known as the 'Piccadilly Circus of South London'.

In 1879 the Elephant & Castle Theatre was built to replace the Theatre Royal that burnt down.

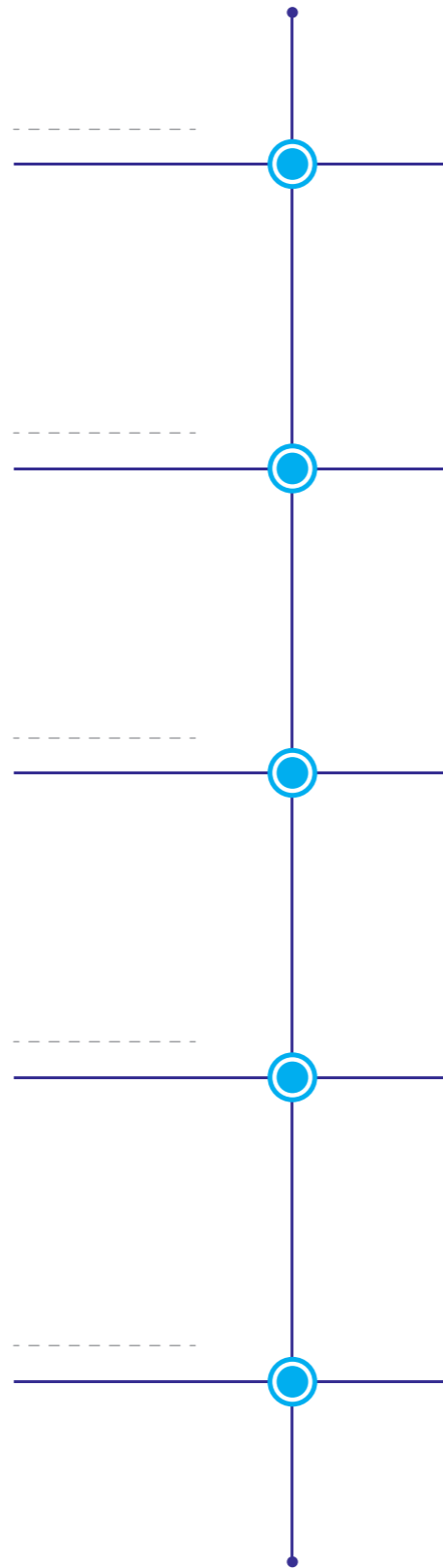





1878

1965




My Timeline

See if you can find out more facts and dates about your area, then create your own timeline below.




My Home

What makes your home a home? Draw your own home in the box below. What will you find inside? You could draw the important people, pets and your favourite toys.



My Dream Home

Draw what your dream home would look like.
What would you find inside?



I Spy

Play I Spy! Either on a walk outside, or looking outside from the windows in your home or classroom, see if you can find these **human** and **physical** features in your local area.

Human features are landmarks, buildings or anything built or created by a human.

Shop	Bridge	Bus Stop	Road
Street Light	Office	Post Box	Garage

Physical features are natural geographic features, including landforms and ecosystems.

Trees	Flowers	Sunshine	Plants
Birds	Clouds	Soil	Rain

Which other **human** and **physical** features can you spot?

Human features

Physical features

Matching Pairs Memory Game!

You will need
Scissors, Cardboard (optional)

Number of players
2 - 4

How to play
You'll find 16 picture cards showing tools used in the construction industry, on the following two pages. You may choose to stick the pages onto cardboard. Then carefully cut out each card and use them to play this matching pairs memory game.
To start the game, shuffle the cards then simply turn over all of the images so the pictures are facing down. Each player then turns two cards over to see if they match. Once you've found a matching pair you can keep it!
Keep going until you have turned all the cards over, the winner is the player who has matched the most pairs.
Once the game is complete, see if your child can make their own matching pairs memory game, by creating some cards of their own.

A 4x4 grid of 16 cards for a matching pairs memory game. The cards are arranged in a 4x4 grid. The top-left card shows a pair of pliers with the label 'Pliers'. The top-right card shows a hard hat with the label 'Hard Hat'. The bottom-left card shows a bricklaying trowel with the label 'Bricklaying Trowel'. The other 12 cards are blank white squares.



Pliers



Spanner



Hard Hat

Saw



Pliers



Spanner




Hard Hat


Saw



Paint Roller




Tape Measure



Paint Roller



Tape Measure



Bricklaying Trowel



Drill



Bricklaying Trowel



Drill



Match them up!

Match the job to its description by drawing a line.
Can you work out what the missing job titles are?



A person who makes and repairs wooden objects and structures.

Electrician



A person whose job is to build walls, houses, and other structures with bricks.

Architect



A person who installs and maintains electrical equipment.

Bricklayer



A person who examines the condition of land and buildings.

Surveyor



A person who designs buildings and often also supervises their construction.

Landscaper



A person who is responsible for the marketing and services of a company.



A person who fits and repairs the pipes, fittings, and other apparatus of water supply, sanitation, or heating systems.

Scaffolder



A person who plants trees and shrubs and designs gardens.

Graphic Designer



A person who erects scaffolding.

Marketing Executive



A person who designs the print or electronic forms of visual information, for an advertisement, publication, or website.

Materials List

Below are some images of materials and equipment used in the construction industry. Write the name of the material/equipment under each image and why it is used.













Can you think of any more?

Building Project Wordsearch

Below you'll find some of the names of the jobs that make a building project happen. Look up, down, across, forward and backwards! Cross them off the list below.



S	M	A	I	C	I	T	Q	L	A	P	S	K
N	S	C	A	F	F	O	L	D	E	R	S	S
A	Q	R	M	S	W	T	D	X	E	L	R	P
I	G	P	E	D	R	R	X	T	X	E	M	L
C	P	N	Q	P	Y	E	N	V	Y	M	T	U
I	L	W	I	R	A	E	N	A	N	C	P	M
R	A	L	X	T	P	C	L	G	E	J	L	B
T	N	D	A	R	E	K	S	T	I	U	K	E
C	N	W	A	O	C	K	I	D	M	S	W	R
E	E	C	R	I	Y	H	R	B	N	T	E	S
L	R	L	R	J	C	P	E	A	J	A	N	T
E	S	B	L	R	K	R	R	Q	M	T	L	T
Q	R	R	A	S	R	E	N	G	I	S	E	D



LANDSCAPERS ARCHITECT SCAFFOLDERS CARPENTERS BRICKLAYERS
MARKETING DESIGNERS PLANNERS ELECTRICIANS PLUMBERS

Fold here to hide answers.

Answers

S	M	A	I	C	I	T	Q	L	A	P	S	K
N	S	C	A	F	F	O	L	D	E	R	S	S
A	Q	R	M	S	W	T	D	X	E	L	R	P
I	G	P	E	D	R	R	X	T	X	E	M	L
C	P	N	Q	P	Y	E	N	V	Y	M	T	U
I	L	W	I	R	A	E	N	A	N	C	P	M
R	A	L	X	T	P	C	L	G	E	J	L	B
T	N	D	A	R	E	K	S	T	I	U	K	E
C	N	W	A	O	C	K	I	D	M	S	W	R
E	E	C	R	I	Y	H	R	B	N	T	E	S
L	R	L	R	J	C	P	E	A	J	A	N	T
E	S	B	L	R	K	R	R	Q	M	T	L	T
Q	R	R	A	S	R	E	N	G	I	S	E	D

ELEPHANT + CASTLE
TOWN CENTRE

Local Lingo!

Which languages are spoken in your area? Can you find out how to say and write these words in one of these languages?

The languages spoken in my area are _____

Here are my translations to the words below in

Hello _____

Goodbye _____

Please _____

Thank you _____

My name is _____

My home _____

Beat the clock! See how many other words/phrases you can come up with in 3 mins!

Back in Time

Can you find the answers to these historical facts about Elephant & Castle, in books or on the internet?

1. Name two famous people called Michael born in Elephant & Castle?

2. When was the Elephant & Castle Theatre built?

3. Which two London Underground lines link at Elephant & Castle station?

4. Which famous comedian 'Charlie' was a former resident of Elephant & Castle?

ELEPHANT + CASTLE

TOWN CENTRE



www.elephantandcastletowncentre.co.uk

©2021 Elephant & Castle Town Centre